














Test-Taking Strategies

-  Read the questions first. Then look for answers as you read the passage.
-  Read the questions carefully. Look for negative words that can change the meaning. (not, the opposite of, antonym, except)
-  Try out synonyms in the original sentence.
-  Read ALL of the answers carefully.
-  Reread parts of the passage you underlined to look for answers.
-  Make sure you answer the question asked. Don't choose an answer just because it is a fact from the text.
-  Use context clues to define words by reading the sentence that contains the word as well as the sentences before and after that sentence.
-  Practice scanning.
-  Look for "order words" to help put events in sequence.
(first, before, next, then, after, finally)
-  Look for the main idea at the beginning and the end of the passage.
-  Use clues to decide how the author feels.
-  You may skip difficult questions, but finish each section before moving on to the next section.
-  Erase stray marks and wrong answers completely.

